

# **DIESEL N DIRT** *news*

ISSUE 15/6

## **SEMCO TURNS 21!**

## **NEW SALES AND SERVICE CENTRE IN BRISBANE**

Brisbane

Newcastle

Sydney

Goulburn

Queanbeyan

Melbourne

## **TAKEUCHI WHEELED 10T EXCAVATOR CLEANS UP**

 **Semco**<sup>®</sup>  
Since 1994 Equipment Sales

Service Outlets throughout Australia  
Sales Hotline PH 1800 685 525  
[www.semco-group.com.au](http://www.semco-group.com.au)





# BREAKING NEW GROUND.

## THE NEW TEREX® TLB840

We're proud to present the 9th generation Terex® backhoe, backed by 50 years of engineering expertise, our most versatile and efficient backhoe loader yet . . . designed around you and your work. Whether digging, reaching, lifting or loading, the TLB840 is breaking new ground at a Terex dealership near you.

### What this means for you

- ▶ Spacious and ergonomically designed operator cab for increased comfort and productivity.
- ▶ Curved boom for closer loading into trucks and greater obstacle clearance.
- ▶ "Deep Dig" dipperstick for the clamping of objects between bucket and dipper with optional thumb attachment.
- ▶ High performance 94hp (70kW) charge air cooled engine with a servo power synchro transmission for smooth and economical operation.

To find out more about the  
Terex® TLB840, call 1800 685 525  
or visit our website  
[www.semco-group.com.au](http://www.semco-group.com.au)



 **Semco**®  
Equipment Sales

 **TEREX**®

Backhoe Loaders

Sydney – Head Office 55–67 Kurrajong Road, St Marys NSW 2760. Tel 02 9833 6000 Fax (02) 9833 9777  
Service outlets across Australia

# WELCOME

## NEW SALES AND SERVICE CENTRE IN BRISBANE



Photo: Manfred Hitchins(L) with Steve Lissa

**The old saying goes "Time flies when you're having fun!" That's why the last 21 years has just flown by!**

This year marks Semco Equipment Sales' 21st Anniversary, and it's with great pride, we proudly celebrate this tremendous achievement.

The directors and staff, love what we do, and enjoy the benefits we offer our customers, daily.

We have a great range of brands and products, from quality suppliers, with a growing family of staff that are always there to provide our customers with solutions to their challenges.

Our branch in Melbourne is steadily growing, and with the Brisbane showroom and office now up and running, our east coast bases are in place. From here we intend to build and grow a regional dealer network as our customers demand.

The future looks bright around the country, with major housing developments in all three east coast states, being fast tracked for approval. Road, rail and industrial infrastructure support for these housing estates also gives our industry many more opportunities.

We believe now, with our increased footprint, we can service you better.

At Semco, we live and breathe this industry, and the three original owners are still very involved in the business. Our primary belief is that by putting our customers' needs first, we can be part of their success.

We really hope we can be involved in your success for many years to come.

**Satch Santilli**  
Director

**Graham Murphy**  
Director

**Peter Esse**  
Director

**The establishment of the Semco Brisbane office is the latest move in our expansion and follows the opening last year of our new Melbourne office to service the Victorian market and adds to our sales and service operations in Newcastle, Queanbeyan and Goulburn.**

This new location will also boost sales and service support for Takeuchi equipment and our other key brands across Eastern Australia.

Our heavy investment in the Takeuchi brand was a major consideration in the expansion, with our customers to benefit from the enormous resources and experience of our sales, parts and service teams in supporting Takeuchi.

After serving the needs of customers for twenty years in the New South Wales and regional markets, as well as opening in Melbourne last year, clearly we have a winning formula based on our leading equipment, dedicated customer support and accumulated knowledge of the construction, local government, rail infrastructure and agricultural markets.



The recently arrived Takeuchi TB295W is ideally matched to the FAE DML 100 for roadside maintenance.



# MORE POWER FOR CANBERRA CIVIL CONTRACTOR

One company discovering the benefits of the robust, yet nimble TB1140 Takeuchi excavator is Littlewoods Civil in Canberra. "We've been using Takeuchi excavators since about 2001," Gerard Littlewood, from Littlewoods Civil explains. We already have the super compact TB016, the TB235, two brand new TB285s, and now we also have the impressive TB1140."

"This machine fills the niche between 8 tonne and 20 tonne machines, and is ideal for our construction and infrastructure projects. One of its key benefits of our Takeuchi TB 1140 excavator is its width of 2,490 mm across the blade, which is under the maximum legal width for round the clock unrestricted transportability. This allows us to float the excavator between jobs anytime without the need for permits or restrictions", Gerard said.

With a heavy-duty pivot boom, large dozer blade and rubber tracks, it's easily transported. The rubber tracks mean we

can track it on the road without damaging pavement surfaces, even while manoeuvring to worksites with tighter access," Gerard said.

As worksites become more crowded, and with existing buildings being demolished for apartments and higher density living, this machine is the perfect capacity for urban renewal projects. Yet, the agility of the TB1140 does not mean a compromise on power. With a 62.2kW engine and a bucket breakout force of 10,064 kg, the TB1140 packs a punch.

"The power was the key factor in our purchasing decision," Gerard continues. "It has the offset boom to dig either side; a big dozer blade, and the right reach. But mainly

*Photo: The Takeuchi TB1140 Excavator: "It has the offset boom to dig either side; big dozer blade, and the right reach."*



it has the muscle that we need." And with very generous operating space and great visibility, Littlewoods' operators are more than happy with the machine's performance. "The controls are convenient and the cab has been designed with operator comfort in mind. If you live in a machine all day, it must be comfortable!" Gerard says.

## Your Toro construction products dealer in NSW



STX-26 Stump grinder



Pro Sneak 360



W320-D  
20hp Kubota diesel engine



TX525W  
25hp Kubota diesel engine



RT600



# TAKEUCHI®

*Those in the know, know Takeuchi*

# PRODUCT LINE



**WITH OVER 25 MODELS TO CHOOSE FROM, TAKEUCHI HAS A MACHINE FOR YOU.**



 **Semco®**  
Since 1994 Equipment Sales

Sydney	02 9833 6000	Queanbeyan	02 6297 2755
Newcastle	02 4954 7066	Melbourne	03 9303 7777
Goulburn	02 4822 9728	Brisbane	07 3375 6999

**Sales Hotline 1800 685 525**

*"40 years ago, Takeuchi invented the mini excavator. Today it is still leading the world in compact equipment innovation."*

[www.semco-group.com.au](http://www.semco-group.com.au)  
[www.takeuchi.com.au](http://www.takeuchi.com.au)



# 1 TONNE TO 1.7 TONNE EXCAVATORS

*"Takeuchi. It's Japanese for true quality."*

## TB108



**Full 90° boom swing both ways  
giving excellent manoeuvrability  
yet retains full stability**

The TB108 - At just 680mm wide, it gets into the tightest spots, and then the tracks can expand to 900mm for outstanding stability, to get the job done!

Operating weight	855 kg
Machine width	680 - 900mm
Engine power	7.1 kw
Std. Aux. hydraulic flow	21.4 lpm

## TB215R



**Takeuchi's first short-tail  
1.5 tonne excavator with bucket  
loads of power and stability**

The TB215R - The Takeuchi 1.5 tonne excavator with a zero tailswing, gives you a mini with muscle and ability to tow behind a standard ute - under 2 tonnes - no electric brakes!

Operating weight	1500 kg
Machine width	980 - 1300mm
Engine power	10.9 kw
Std. Aux. hydraulic flow	33.6 lpm

## TB216



**Replaces the legendary TB016 &  
offers even more digging power**

The TB216 - The Takeuchi foundation mini excavator, with proven reliability, outstanding performance, and now with an easy to read LCD control panel at your fingertips.

Operating weight	1695 kg
Machine width	980 - 1300mm
Engine power	11.1 kw
Std. Aux. hydraulic flow	33.6 lpm

**Semco®**  
Since 1994 Equipment Sales

**TAKEUCHI**  
*Those in the know, know Takeuchi*

Sydney 02 9833 6000 Queanbeyan 02 6297 2755  
Newcastle 02 4954 7066 Melbourne 03 9303 7777  
Goulburn 02 4822 9728 Brisbane 07 3375 6999

[www.semcogroup.com.au](http://www.semcogroup.com.au)

# 1.9 TONNE TO 2.8 TONNE EXCAVATORS

*"Unique situations demand unique solutions. That's what Takeuchi strive for in every model."*

## TB219

***The heaviest, most powerful machine on the market with retractable tracks***

The TB219 - Still able to slide through a 980mm opening, this model has that "bit more" when you really need it. Everything is just that little bit bigger than the TB216.



Operating weight	1870 kg
------------------	---------

Machine width	980 - 1370mm
---------------	--------------

Engine power	11.5 kw
--------------	---------

Std. Aux. hydraulic flow	36 lpm
--------------------------	--------

## TB23R

***For those who need a short tail-swing machine that's affordable and portable***

The TB23R - A reduced tail-swing machine with all of the features of a much bigger machine. Powerful hydraulics, and reliable operations are just the start.



Operating weight	2,600 kg
------------------	----------

Machine width	1400mm
---------------	--------

Engine power	13.9 kw
--------------	---------

Std. Aux. hydraulic flow	37.7 lpm
--------------------------	----------

## TB228

***Great digging power and stability due to its standard counterweight design***

The TB228 - A versatile excavator that ticks all the boxes in the 3 tonne class. Solid, stable and robust performance with the usual Takeuchi ease of maintenance.



Operating weight	2,695 kg
------------------	----------

Machine width	1450mm
---------------	--------

Engine power	17.5 kw
--------------	---------

Std. Aux. hydraulic flow	50.6 lpm
--------------------------	----------

 **Semco**<sup>®</sup>  
Since 1994 Equipment Sales

**TAKEUCHI**<sup>®</sup>  
*Those in the know, know Takeuchi*

Sydney	02 9833 6000	Queanbeyan	02 6297 2755
Newcastle	02 4954 7066	Melbourne	03 9303 7777
Goulburn	02 4822 9728	Brisbane	07 3375 6999

[www.semco-group.com.au](http://www.semco-group.com.au)

## 3.5 TONNE TO 5.6 TONNE EXCAVATORS

*"3 x working hydraulic pumps ensure smooth reliable operation for attachments and multi functioning simultaneously."*

### TB235

**Huge operators cabin space due to its modest tailswing design**

The TB235 - Smooth operations and high levels of operator comfort make this model stand out from the crowd. Choose from open canopy or air conditioned cabin.



Operating Weight	3,530 kg
Machine width	1630mm
Engine power	21.5 kw
Std. Aux. hydraulic flow	61.7 lpm

### TB250

**Easy access ground level servicing with full easy tilting cab**

The TB250 - Operator comfort is uncompromised in this 5 tonne class excavator. Fuel efficient with power to give all of your attachments the ability to get the job done.



Operating weight	4,890 kg
Machine width	1840mm
Engine power	28.4 kw
Std. Aux. hydraulic flow	58.3 lpm

### TB260

**A real 6 tonne heavyweight in specification, performance & efficiency**

The TB260 - The newest addition to the family, this model has just what you've been asking for. Dual flow proportional auxiliary circuits, on-board refuelling pump and more!



Operating weight	5,598 kg
Machine width	2000mm
Engine power	33.6 kw
Std. Aux. hydraulic flow	102.1 lpm

 **Semco**<sup>®</sup>  
Since 1994 Equipment Sales

**TAKEUCHI**<sup>®</sup>  
*Those in the know, know Takeuchi*

Sydney 02 9833 6000    Queanbeyan 02 6297 2755  
Newcastle 02 4954 7066    Melbourne 03 9303 7777  
Goulburn 02 4822 9728    Brisbane 07 3375 6999

[www.semco-group.com.au](http://www.semco-group.com.au)



# 8.5 TONNE TO 14.5 TONNE EXCAVATORS AND DUMPERS

*"Operators cabins that are well appointed are just a small part of better productivity from Takeuchi."*

## TB285

***Is the new benchmark in the 8 tonne range with unrivalled performance***

The TB285 - The standard by which all 8 tonne class excavators will be judged. unbelievable power and performance means this machine punches well above its weight.

Operating weight	8390kg
Machine width	2,200 mm
Engine power	49.6 kw
Std. Aux. hydraulic flow	80 lpm



## TB1140

***A 14 tonne class machine with a swing boom offering unmatched performance***

The TB1140 - The Takeuchi flagship, boasting performance rivaling much larger excavators. 24 hour floatable, daily checks from ground level, this machine sets the standard.

Operating weight	14,230 kg
Machine width	2490mm
Engine power	62.2 kw
Std. Aux. hydraulic flow	106.6 lpm



## TCR50

***Go anywhere rubber track swivel body dump truck***

The TCR50 - Rough terrain or soft underfoot is no obstacle for this dumper. 180 degree side tipping with amazing agility, it's ideal for rail siding, golf course, boggy ground and mountain dirt movement.

Operating weight	5,950 kg
Machine width	2,000mm
Engine power	72 kw
Payload	3,700kg



**Semco**<sup>®</sup>  
Since 1994 Equipment Sales

**TAKEUCHI**<sup>®</sup>  
*Those in the know, know Takeuchi*

Sydney 02 9833 6000 Queanbeyan 02 6297 2755  
Newcastle 02 4954 7066 Melbourne 03 9303 7777  
Goulburn 02 4822 9728 Brisbane 07 3375 6999

[www.semco-group.com.au](http://www.semco-group.com.au)

8.5 tonne to 14.5 tonne Excavators and site dumpers

# 3.8 TONNE TO 8.6 TONNE ZERO TURN EXCAVATORS

**Full rotation (FR) means you can dig in front and load behind between two walls**

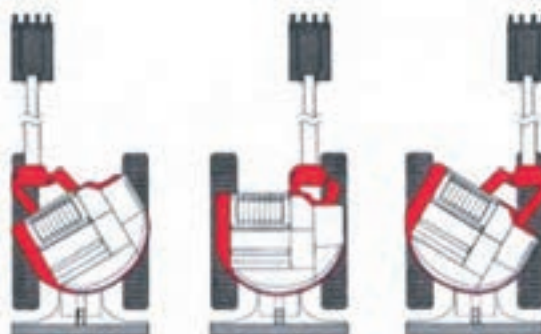


## TB138FR

The TB138FR - A versatile excavator that ticks all the boxes in the 3 tonne class. Solid, stable and robust performance with the usual Takeuchi ease of maintenance.

Operating weight	3,810 kg
Machine width	1740mm
Engine power	20.5 kw
Std. Aux. hydraulic flow	59 lpm

Dig in line with tracks



## TB153FR

The TB153FR - Smooth operations and high levels of operator comfort make this model stand out from the crowd. Choose from OROPS canopy or air conditioned cabin.

Operating Weight	5,650 kg
Machine width	2,000mm
Engine power	28.8 kw
Std. Aux. hydraulic flow	58.3 lpm



## TB280FR

**Now available! The new TB280FR with upgraded ROPS/FOPS Air conditioned cabin**

The TB280FR - Operator comfort is uncompromised in this 8 tonne class excavator. Fuel efficient with power to give all of your attachments the ability to get the job done.

Operating weight	8,325 kg
Machine width	2300mm
Engine power	45.2 kw
Std. Aux. hydraulic flow	66 lpm

**Semco**<sup>®</sup>  
Since 1994 Equipment Sales

**TAKEUCHI**<sup>®</sup>  
Those in the know, know Takeuchi

Sydney	02 9833 6000	Queanbeyan	02 6297 2755
Newcastle	02 4954 7066	Melbourne	03 9303 7777
Goulburn	02 4822 9728	Brisbane	07 3375 6999

[www.semco-group.com.au](http://www.semco-group.com.au)



# 3.8 TONNE TO 5.8 TONNE TRACK LOADERS

*“Designed from the ground up, the Takeuchi track loader has set the bar high for efficiency and power.”*

## TL 8

**All working weight (optional counterweights), one piece undercarriage is reliable and economical**

The TL230 - Even the smallest Takeuchi TL Track Loader has the power and performance for the toughest job sites. Air cabin or open canopy models available.

Operating Weight (bare)	3,785 kg
Rated operating cap 35%/50%	835 /1365 kg
Machine width	1580mm
Engine power	51 kw (71.3hp)
Std. Aux. hydraulic flow	68 lpm



## TL10

**Horsepower and breakout forces give it impressive digging performance**

The TL10- European styled air conditioned ROPS cabin, heavy duty 4-in-1 bucket, high flow hydraulics and proven undercarriage are just the start of the features of this loader.

Operating weight (bare)	4,770 kg
Rated operating cap 35%/50%	1,090/1,555 kg
Machine width	1770mm
Engine power	68.8 kw (90hp)
STD. Aux. / high flow	75 / 142 lpm



## TL12

**A large machine in a compact package - this machine is a true beast!**

The TL12 - All of the features of the TL10 but with bigger everything - more horsepower, more weight, and greater capacity, this machine is built for work!

Operating weight (bare)	5,375 kg
Rated operating cap 35%/50%	1,285/1837 kg
Machine width	1860mm
Engine power	82 kw (109hp)
STD. Aux. / high flow	88 / 153 lpm



**Semco**<sup>®</sup>  
Since 1994 Equipment Sales

**TAKEUCHI**<sup>®</sup>  
Those in the know, know Takeuchi

Sydney 02 9833 6000 Queanbeyan 02 6297 2755  
Newcastle 02 4954 7066 Melbourne 03 9303 7777  
Goulburn 02 4822 9728 Brisbane 07 3375 6999

[www.semco-group.com.au](http://www.semco-group.com.au)

Track loaders from 50kw to 92kw

## Spare parts

After importing and distributing Takeuchi for more than 12 years, Semco have a solid base of spare parts to support you when you need it. Our stocked parts inventory for the Takeuchi range is in excess of 10,000 line items, and with direct access to the Head office in Japan, we can offer the fastest possible supply service for more unusual parts required. Let's face it, the assignments you take on are often tough on your equipment. Even the best components and tools are going to wear out over time and will need replacement. Having someone who understands your situation and genuinely wants to help is a great asset for your business.



## Service

### REGULAR MACHINERY SERVICE IS YOUR BEST INVESTMENT

Smart contractors know that keeping machinery in peak condition is the best way to maintain productivity and protect their bottom line. Scheduled preventative maintenance and using the quality spares is the best approach to ensure your gear is earning the maximum return on investment.

Semco service centres are equipped with wash bays, cranes and facilities for handling heavy equipment, conveniently located and staffed by qualified tradespeople who are experienced in the service and repair of earthmoving equipment. We also operate a fleet of field service vehicles from each branch.



 **Semco**<sup>®</sup>  
Since 1994 Equipment Sales

Sydney	Newcastle	Queanbeyan	Goulburn	Melbourne	Queensland
55 - 63 Kurrajong Road St Marys NSW 2765 02 9833 6000	52 Sandringham Ave Thornton NSW 2300 02 4954 7066	96 Yass Road Queanbeyan NSW 2600 02 6297 2755	38 Ross Street Goulburn NSW 2580 02 4822 9728	117 Freight Drive Somerton VIC 3777 03 9303 7777	21 Machinery Street Darra QLD 4076 07 3375 6999

[www.semco-group.com.au](http://www.semco-group.com.au)  
[www.takeuchi.com.au](http://www.takeuchi.com.au)





*The Rokla D30 cleans up for JK Williams*

## ROCKWHEEL HOLDS TIGHT TOLERANCE ON STATION BOX EXCAVATION

A twin-head Rokla D30 rockwheel was used for high tolerance rock removal in a station box being excavated during construction of Sydney's new north-west rail link. The work by contractor JK Williams involved excavation and removal of 80,000 cubic tonnes of shale material, which is being recycled by one of Sydney's brickworks.

A rock hammer attachment is used to remove coarse material, followed by trimming with the rockwheel to efficiently produce a smooth face to the trench wall that is required to be held within a 40 mm tolerance. JK Williams' site supervisor, Mitch Long said the Rokla wheel was acquired several weeks ago as a result of a decision to optimise this construction phase.

"We use the Rokla rockwheel because of its efficiency in controlled removal of rock from the trench wall. The rockwheel gives us the accuracy we need to hold the specified tolerance, and so far we have achieved excellent results" Long said. As with any major infrastructure project, timing is of critical importance. In this case there can be no delay in having the site ready for access by a new tunnel boring machine with daily operational costs around \$175,000.

"Downtime on the rockwheel has been surprisingly minimal: we have only needed to replace two teeth on the twin-head D30 rockwheel attachment which has overcome the challenge of working around many columns", he said.

### Featuring:

- World's smallest rock wheel - The C2, Suits 1.5t mini excavator
- All units do not require a Case drain
- Can work under water
- Low impact, vibration and noise
- Allows the recycling of spoil on site

## NEW EQUIPMENT OUTLET FOR SOUTHERN TABLELANDS

SEMCO Goulburn has only been operating for about four months Semco sales manager for the parent equipment sales centre in Queanbeyan, Mark Skimmings, said he was ecstatic with the response to the Goulburn sales centre.

"We were very pleased to bring our leading equipment brands back to Goulburn," Mark said. "We have always had a good Goulburn and Crookwell district customer base but having the Goulburn sales centre means we can reach our potential customers more easily."

Semco Goulburn offers spare parts as well as equipment sales and full on farm or worksite servicing and repairs with the service team lead by local operations and service manager Allan Churchill. A recent addition to the Semco Goulburn team is Local sales manager John Walsh, a local part time farmer and horse breeder with a wealth of sales experience. He prides himself on matching his customers' requirements to the equipment they need to do the job and see them satisfied with its performance well into the future.

"I am pleased to be working with Semco Equipment Sales and looking forward to advising potential customers on the farming or construction equipment to suit their needs", he said

*Photo: Allan Churchill, Queanbeyan and Goulburn parts*



## JUST ARRIVED Hydraulic Excavator Stump Grinder attachment.

3 models of excavator mounted stump grinders to suit machines from 0.6t to 9t. Greater reach and power and can be used below surface level.





# EXCAVATE QUIETLY!

The **NEW**

Rockwheel  
head cuts

- Rock • Asphalt
- Concrete
- And more!



Ideal for demolition and inner city sites.

**(02) 9833 6000**

**Semco** Attachments

• Sydney • Thornton • Queanbeyan • Melbourne

[www.semgroup.com.au](http://www.semgroup.com.au)

## SEMCO JOINS CANCER COUNCIL FUNDRAISER

Semco put its best foot forward last year when 12 employees, along with family members, participated in the Relay for Life.

Organised by the Cancer Council, the Relay for Life is a 24-hour outdoor event in which teams of up to 15 people take turns to walk around the track and are sponsored to participate. It is an event that brings the whole community together with activities, entertainment and fundraising.

Up to 40,000 people in NSW take part every year in numerous relays across the state.

The Semco team raised more than \$14,500 for the event, which in total raised about \$223,000.

"The relay is a wonderful event to be a part of, and the whole team was busy seeking sponsorships to raise as much money as possible for such a worthwhile cause," says Steve Zivkovich of Semco Group.



## Mix or grade with Uemme!



### Uemme Concrete Mixer buckets

Mix concrete on site to your specification!



### Uemme PAT Blades

Accurate laser leveling for your skid steer loader

**Semco**  
Since 1994 Equipment Sales

Your Specialist Uemme dealer:

55-63 Kurrajong Road,  
NORTH ST MARYS NSW 2760

PH: 9833 6000

[www.semgroup.com.au](http://www.semgroup.com.au)





# DRILLING SYSTEM COLLABORATION DELIVERS IDEAL SOLUTION

**When Raco Concrete wanted a more powerful, yet compact machine, owner David Raco found an ideal solution by adopting a team approach.**

“Most of our work involves drilling for residential pylons; however our construction customers also need footings and small trenches and dropped edge beams dug. A typical eight tonne machine that has the hydraulic flow we need is too large and awkward to handle many of these sites”, said David. “We had previously operated several Takeuchi excavators with hydraulic auger drives, however we needed a machine that was sufficiently powerful to drill through any material, while maintaining manoeuvrability on small sites. Minimal track impact was also a major requirement.

“On occasions, our five tonne machine just didn’t have the power to deal with some material, with the result that some jobs were lost. A solution was presented when Semco released the 5.6 tonne Takeuchi TB260 excavator that is capable of delivering up to 102l/pm at the push of a button, with a relief pressure of 206 bar (3,000 psi), which was close to the level we required.

“TEBCO’s sales manager Eddy Davis was very helpful in letting us hire the latest model hydraulic auger drive for trials with the TB260. Testing on job sites proved what we needed, an increase in drill speed, as well as an increase in drilling torque. The next step involved the technicians at Semco, working with the people from TEBCO, making some fine adjustments to the flow settings on the TB260.



## SELF-LOADING MIXER SOLUTION FOR PACIFIC WHARF CONSTRUCTION

Located northeast of New Zealand, between French Polynesia and American Samoa, the Cook Islands comprise 15 major islands spread over 2.2 million square kilometres of ocean, divided into two island groups. Forty islets encircle a lagoon on the island of Manihiki, populated by 240 and renowned for its black pearls.

When construction company, Landholdings Ltd, was assigned the task of building a new barge wharf on Manihiki which is 640 nautical miles from Rarotonga, a unique solution was needed to produce and deliver 1,000 cubic metres of concrete.

Landholding’s Bill Doherty said they needed a highly manoeuvrable, self-loading mixer that was capable of producing concrete to a tight specification using local screened aggregate sourced from beach areas in the vicinity of the construction site.

“Our search for the right equipment led us to the Fiori DB180 self-loading concrete mixer. The people from Semco in Australia who supplied the mixer thoroughly understood



our needs, so we felt very confident in their ability to handle the job and proceeded with having the mixer shipped to us”, Bill said.

“We were not disappointed; the DB 180 mixer proved to be extremely productive, robust and saved a huge amount of time, with the only manual work involved being the addition of cement to the mix and pouring the

concrete on-site,” Bill said.

The Fiori DB 180 self-loading mixer enables independent production of top-quality concrete, delivered direct to any site and is capable of producing over 60 cubic metres of concrete daily.





Since 1994

**Semco®**  
Equipment Sales

# DIRECTORY

## SEMCO EQUIPMENT SALES, 55-63 Kurrajong Road, NORTH ST MARYS NSW 2760

[www.semco-group.com.au](http://www.semco-group.com.au)

Locked Bag 20, St Marys NSW 2760

02 9833 6000

A.B.N. 59 063 999 842

[mail@semcogroup.com.au](mailto:mail@semcogroup.com.au)

Fax 02 9833 9777

### SALES

Sydney Metro North	Bill Carr	0419 468 579	<a href="mailto:bcarr@semcogroup.com.au">bcarr@semcogroup.com.au</a>
Sydney Metro Central Sydney	Phil Arane	0419 468 592	<a href="mailto:parane@semcogroup.com.au">parane@semcogroup.com.au</a>
Metro South/Wollongong	Peter Ricketts	0411 648 465	<a href="mailto:peterr@semcogroup.com.au">peterr@semcogroup.com.au</a>
Central/West	Graham Murphy	0419 468 581	<a href="mailto:gmurphy@semcogroup.com.au">gmurphy@semcogroup.com.au</a>
Newcastle/ Northern NSW	Todd McMillan	0428 175 693	<a href="mailto:tmcmillan@semcogroup.com.au">tmcmillan@semcogroup.com.au</a>
Canberra/Queanbeyan/Wagga	Mark Skimmings	0428 626 089	<a href="mailto:mskimmings@semcogroup.com.au">mskimmings@semcogroup.com.au</a>
Goulburn	John Walsh	0419 468 598	<a href="mailto:jwalsh@semcogroup.com.au">jwalsh@semcogroup.com.au</a>

Toro Construction sales	Glenn Cambel	0419 468 594	<a href="mailto:gcambel@semcogroup.com.au">gcambel@semcogroup.com.au</a>
Major accounts/Local Gov't	Graham Murphy	0419 468 581	<a href="mailto:gmurphy@semcogroup.com.au">gmurphy@semcogroup.com.au</a>

<b>VICTORIA</b>	Stuart Marriott	0419 468 588	<a href="mailto:smariott@semcogroup.com.au">smariott@semcogroup.com.au</a>
-----------------	-----------------	--------------	--

<b>QUEENSLAND</b>	Steve Lissa	0423 559 313	<a href="mailto:slissa@semcogroup.com.au">slissa@semcogroup.com.au</a>
-------------------	-------------	--------------	--

### PARTS

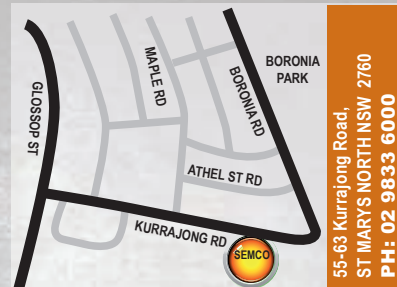
Sydney - St Marys	Keith White	0419 468 582	<a href="mailto:kwhite@semcogroup.com.au">kwhite@semcogroup.com.au</a>
Sydney - St Marys	Colin Wisely	0423 887 561	<a href="mailto:cwisely@semcogroup.com.au">cwisely@semcogroup.com.au</a>
Sydney - St Marys	Paul Watson	02 9833 6066	<a href="mailto:pwatson@semcogroup.com.au">pwatson@semcogroup.com.au</a>
Sydney - St Marys	Martina Witte	02 9833 6071	<a href="mailto:mwitte@semcogroup.com.au">mwitte@semcogroup.com.au</a>
Newcastle/Northern NSW	Heath Davey	0419 468 583	<a href="mailto:hdavey@semcogroup.com.au">hdavey@semcogroup.com.au</a>
Queanbeyan	David Cruse	0418 446 618	<a href="mailto:dcruse@semcogroup.com.au">dcruse@semcogroup.com.au</a>
Queanbeyan	Glen Wilson	02 6297 2755	<a href="mailto:gwilson@semcogroup.com.au">gwilson@semcogroup.com.au</a>
Goulburn	David Cruse	0418 446 618	<a href="mailto:dcruse@semcogroup.com.au">dcruse@semcogroup.com.au</a>
Goulburn	Glen Wilson	02 6297 2755	<a href="mailto:gwilson@semcogroup.com.au">gwilson@semcogroup.com.au</a>
Melbourne	Kyle Weatherhead	03 9303 7777	<a href="mailto:kweatherhead@semcogroup.com.au">kweatherhead@semcogroup.com.au</a>
Brisbane	Manfred Hitchins	0423 799 717	<a href="mailto:mhitchins@semcogroup.com.au">mhitchins@semcogroup.com.au</a>

### SERVICE

Sydney/Newcastle	Tonie Spalding	0419 468 587	<a href="mailto:tspalding@semcogroup.com.au">tspalding@semcogroup.com.au</a>
Sydney - St Marys	Steve Axiak	0418 545 833	<a href="mailto:saxiak@semcogroup.com.au">saxiak@semcogroup.com.au</a>
Sydney - St Marys	Peter Blenman	02 9833 6065	<a href="mailto:pblenman@semcogroup.com.au">pblenman@semcogroup.com.au</a>
Queanbeyan	Allan Churchill	0428 696 950	<a href="mailto:achurchill@semcogroup.com.au">achurchill@semcogroup.com.au</a>
Goulburn	Peter Rottenbury	0428 260 006	<a href="mailto:protenbury@semcogroup.com.au">protenbury@semcogroup.com.au</a>
Melbourne	Jonathan Xuereb	0430 733 177	<a href="mailto:jxuereb@semcogroup.com.au">jxuereb@semcogroup.com.au</a>
Brisbane	Manfred Hitchins	0423 799 717	<a href="mailto:mhitchins@semcogroup.com.au">mhitchins@semcogroup.com.au</a>

### ADMINISTRATION

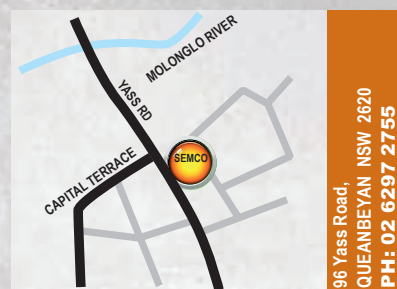
CEO	Satch Santilli	0419 468 580	<a href="mailto:ssantilli@semcogroup.com.au">ssantilli@semcogroup.com.au</a>
COO	Steve Zivkovich	0419 468 590	<a href="mailto:sziv@semcogroup.com.au">sziv@semcogroup.com.au</a>
CFO	Carol Slade	0419 468 597	<a href="mailto:cslade@semcogroup.com.au">cslade@semcogroup.com.au</a>
Accounts Payable	Kathy Corbett	02 9833 6025	<a href="mailto:invoice@semcogroup.com.au">invoice@semcogroup.com.au</a>
Accounts Receivable	Samantha Xerri	02 9833 6028	<a href="mailto:accounts@semcogroup.com.au">accounts@semcogroup.com.au</a>



55-63 Kurrajong Road,  
ST MARYS NORTH NSW 2760  
PH: 02 9833 6000



21 Machinery Street,  
DARRU QLD 4076  
PH: 07 3375 6999



96 Yass Road,  
QUEANBEYAN NSW 2620  
PH: 02 6297 2755



52 Sandringham Ave,  
THORNTON NSW 2322  
PH: 02 4954 7066



38 Ross Street,  
GOULBURN NSW 2580  
PH: 02 4822 9728



117 Freight Drive,  
SOMERTON VIC 3062  
PH: 03 9303 7777