

CRAWLER DUMPER

**takeuchi**<sup>TM</sup>  
From World First to World Leader

# TCR50-2



Operating Weight: 6,550 kg

# Product Features & Specifications

## ENGINE

- EU Stage V / EPA Tier 4 Compliant
- Turbocharged
- DOC+DPF+SCR Exhaust After Treatment
- Automatic Fuel Bleed System
- Double Element Air Cleaner
- Automatic Deceleration
- High Capacity Fuel Tank
- Engine Safety Start System on Left Console
- Engine Auto Stop
- Fuel Transfer Pump
- Parking Brake

## ELECTRICAL

- 5.7" Color Multi-Informational Display
- Sealed Rocker Switches
- 12 volt System with 80 amp Alternator
- LED Light Package 1; Forward Facing and Front Cab (optional)
- LED Light Package 2; Forward Facing, Front and Rear Cab (optional)
- Travel Alarm
- Beacon Lamp Switch
- TFM (Takeuchi Fleet Management; GPS)\*
- TSS (Takeuchi Security System; Immobilizer) (optional)\*
- Rear View Monitor

## UNDERCARRIAGE AND FRAME

- Double Flanged Track Rollers
- 2-Speed Travel with Automatic Shift
- High Torque Planetary Final Drive
- 450 mm Rubber Crawlers

## OPERATOR'S STATION


- ROPS/FOPS (TOP Guard, Level II)
- Deluxe High Back Adjustable Suspension Seat with Head Rest
- 12V Power Outlet
- 2" Retractable Seat Belt
- Cab with Front / Rear Windshield Wiper and Washer, Skylight with Sunshade, Radio with Bluetooth
- Air Conditioner (optional)

## HYDRAULIC & WORKING EQUIPMENT

- Hydraulic Joystick Controls
- Hydraulic Tank w/ Fluid Sight Gauge
- Air Breather, Hydraulic Tank
- 180 Degree Turning Dump

## TAKEUCHI FLEET MANAGEMENT

- Minimize Downtime
- Remote Diagnostics
- Utilization Tracking
- Proactive Maintenance
- Control Cost



\*Functions may not be available in all countries, so please consult your Takeuchi dealer for details.

# TOUGH, POWERFUL, RELIABLE



**5.7" Color Display**



**Hydraulic Joystick Controls**



**Rear View Camera**



**Large Floor w/ Foot Pedal**

The new TCR50-2 crawler dumper offers greater functionality, performance, comfort and serviceability. With an ample 65 degree dumping angle and 3,700 kg maximum loading weight, operator always get a lots of soil discharged with just a single dumping stroke. 180 degree turning dump for efficient sideways dumping reduces the need for unskilled operator to continually reposition the machine and it prevents early wear of rubber tracks.

A completely redesigned operator's station features an intuitive 5.7" color multi-informational display with standard camera view function, hydraulic joystick

controls, adjustable suspension seat, powerful air conditioner, radio with USB support and large cup holder for superior operator comfort and less fatigue. Hydraulic joystick controls deliver smooth operation for travel function and dump body function while foot throttle allows more economic and intuitive operation for engine speed.

Wide opening maintenance cover provides exceptional access to engine and routine inspection points. Standard fuel transfer pump enables operator to refill the tank with fuel more easily and quickly.



**Automotive Styled Interior with Easy to Reach Controls and Switches.**

## OPERATING PERFORMANCE

Operating Weight	6,550 kg
Dump Body Capacity - Heaped	2.055 m <sup>3</sup>
- Struck	1.15 m <sup>3</sup>
Maximum Loading Weight	3,700 kg
Travel Speed	
1st	7.0 km/h
2nd	9.5 km/h
Gradeability	30°
Ground Pressure - with Dump Body Full	42.0 kPa
- with Dump Body Empty	27.0 kPa
Travel Traction Force	36.1 kN

## HYDRAULIC SYSTEM

P1.P2	Variable Displacement Pump
Flow Rate	122.5 L/min
Relief Pressure	34.5 MPa

## ENGINE

Make / Model	Yanmar 4TNV94FHT
Engine Displacement	3,053 ml
Rated Output (ISO 14396)	88.4 kW / 2,500 min <sup>-1</sup>
Maximum Torque	410.0 Nm / 1,700 min <sup>-1</sup>
Alternator	12 V - 0.96 kW
Battery (IEC 60095-1)	12 V - 90 A · h

## FLUID CAPACITIES

Engine Lubrication	10.5 L
Cooling System	18.5 L
Fuel Tank Capacity	127.0 L
Hydraulic Reservoir Capacity	44.0 L
Hydraulic System Capacity	84.0 L
DEF Tank Capacity	13.8 L

## SAFETY AND HEALTH

Vibration Levels	
Hand / Arm	$\leq 2.5 \text{ m/s}^2$
Body	$\leq 0.5 \text{ m/s}^2$
Noise Level	
Sound Power Level	LWA 102 dB



Fuel Transfer Pump



Takeuchi Fleet Management

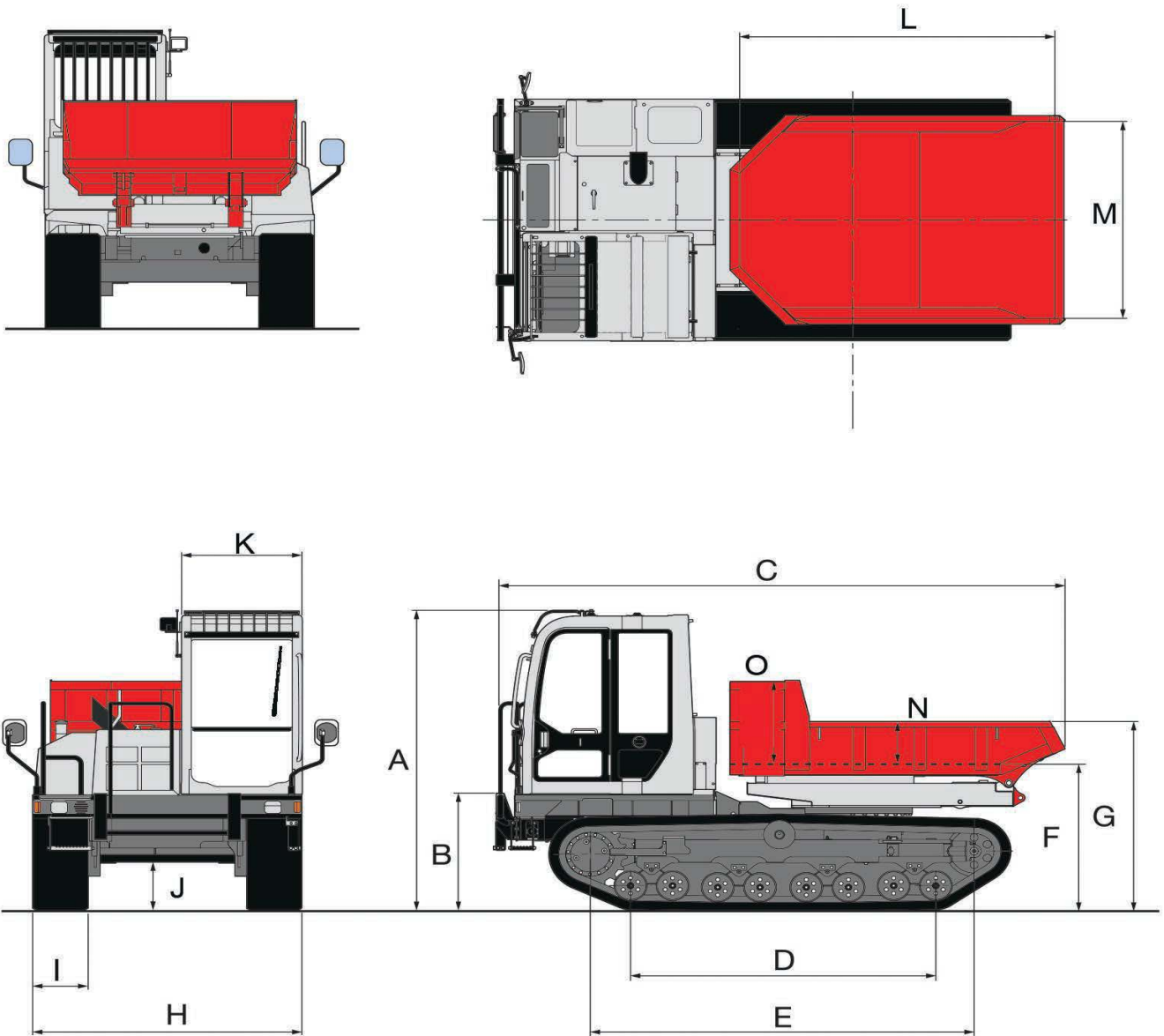


LED Forward Facing Lights



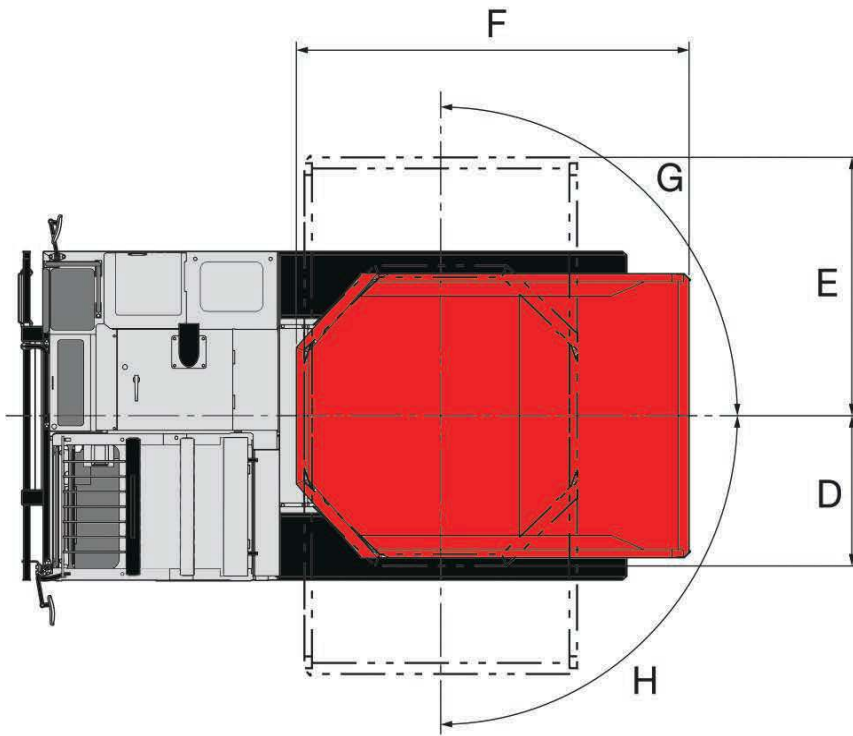
High Capacity Dump

# TCR50 -2 CRAWLER DUMPER



## MACHINE DIMENSIONS

A Overall Height	2,725 mm
B Height of Bumper	1,040 mm
C Overall Length	4,660 mm
D Length of Track Ground	2,500 mm
E Track Base	3,145 mm
F Dump Body Floor Height	1,330 mm
G Dump Body Flap Height from the Ground	1,715 mm
H Overall Width	2,200 mm
I Track Shoe Width	450 mm
J Ground Clearance of Undercarriage	435 mm
K Cab Width	990 mm
L Dump Body Length (Inside)	2,615 mm
M Dump Body Width	1,795 mm
N Height of Dump Body Gate	385 mm
O Height of Dump Body Front Gate	750 mm



### Operating Dimensions

A	4,680 mm
B	885 mm
C	3,610 mm
D	1,005 mm
E	1,730 mm
F	2,735 mm
G	90°
H	90°
I	65°

