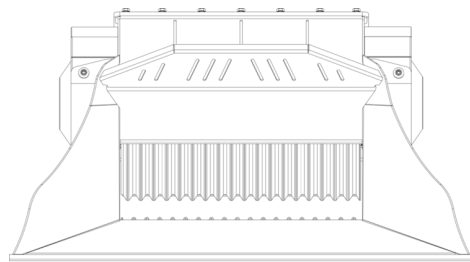
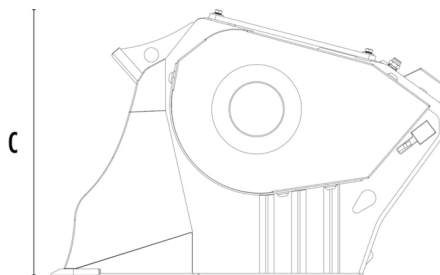


CRUSHER BUCKET


MB-L140 S2






A



B



SPECIFICATIONS

	Recommended excavator	ton	7,5 - 13
	Recommended backhoe loader/loader*	ton	5 - 10
	Recommended skid steer loader*	ton	3 - 6
	Weight	ton	0,98
	Load capacity	m ³	0.2
	Pressure	bar	200 - 250
	Back pressure	bar	< 10
	Oil flow rate**	l/min	98 - 150
	Mouth width	mm	800
	Mouth height	mm	250
	Size A	mm	1530
	Size B	mm	1230
	Size C	mm	800

* Please verify machine's Rated Operating Capacity.

** The minimum hydraulic flow rate value must be alongside the required operating pressure.

OPTIONAL ACCESSORIES

Dust suppression kit	Hour meter
24 Month Warranty	

APPLICATION AREAS



Demolitions



Road works



Inert material
recycling



Urban construction
sites